

VOLTAGE REGULATOR DIODES

Silicon planar diodes in a DO-35 envelope intended for use as low power voltage stabilizers or voltage references.

Available in two series, one with $\pm 5\%$ and the other with $\pm 2\%$ tolerance on the zener voltage. Each series consists of 30 types with nominal zener voltages ranging from 4.7 V to 75 V.

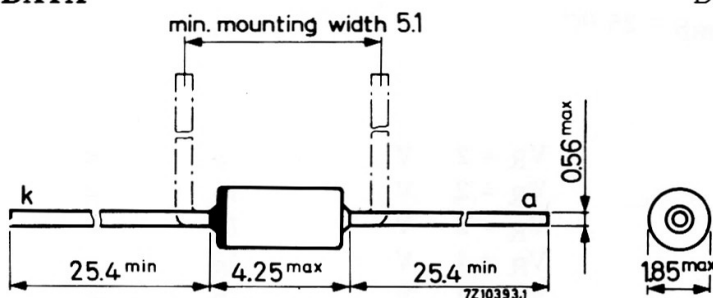
QUICK REFERENCE DATA

Zener voltage range		nom. 4.7 to 75	V
Zener voltage tolerance		± 5	%
Total power dissipation up to $T_{amb} = 50\text{ }^{\circ}\text{C}$	P_{tot}	max. 400	mW
Non-repetitive peak reverse power	P_{ZSM}	max. 30	W
Junction temperature	T_j	max. 200	$^{\circ}\text{C}$
Thermal resistance from junction to ambient	$R_{th\ j-a}$	= 0.38	$^{\circ}\text{C}/\text{mW}$

MECHANICAL DATA

Dimensions in mm

DO-35



Cathode indicated by coloured mark or by broad band if colour coded (see General Section)

www.datasheetcatalog.com

RATINGS Limiting values in accordance with the Absolute Maximum System (IEC 134)

Currents

Average forward current (averaged over any 20 ms period)	I_{FAV}	max.	250	mA
Repetitive peak forward current	I_{FRM}	max.	250	mA

Power dissipation

www.datasheetcatalog.com

Total power dissipation up to $T_{amb} = 50\text{ }^{\circ}\text{C}$	P_{tot}	max.	400	mW
Non-repetitive peak reverse power $t = 100\text{ }\mu\text{s}; T_j = 150\text{ }^{\circ}\text{C}$	P_{ZSM}	max.	30	W

Temperatures

Storage temperature	T_{stg}	-65 to +200	$^{\circ}\text{C}$
Junction temperature	T_j	max.	200 $^{\circ}\text{C}$

THERMAL RESISTANCE

From junction to ambient in free air at maximum lead length	$R_{th\ j-a}$	=	0.38	$^{\circ}\text{C}/\text{mW}$
---	---------------	---	------	------------------------------

CHARACTERISTICS

$T_j = 25\text{ }^{\circ}\text{C}$ unless otherwise specified

Forward voltage

$I_F = 10\text{ mA}; T_{amb} = 25\text{ }^{\circ}\text{C}$	V_F	<	0.9	V
--	-------	---	-----	---

Reverse current

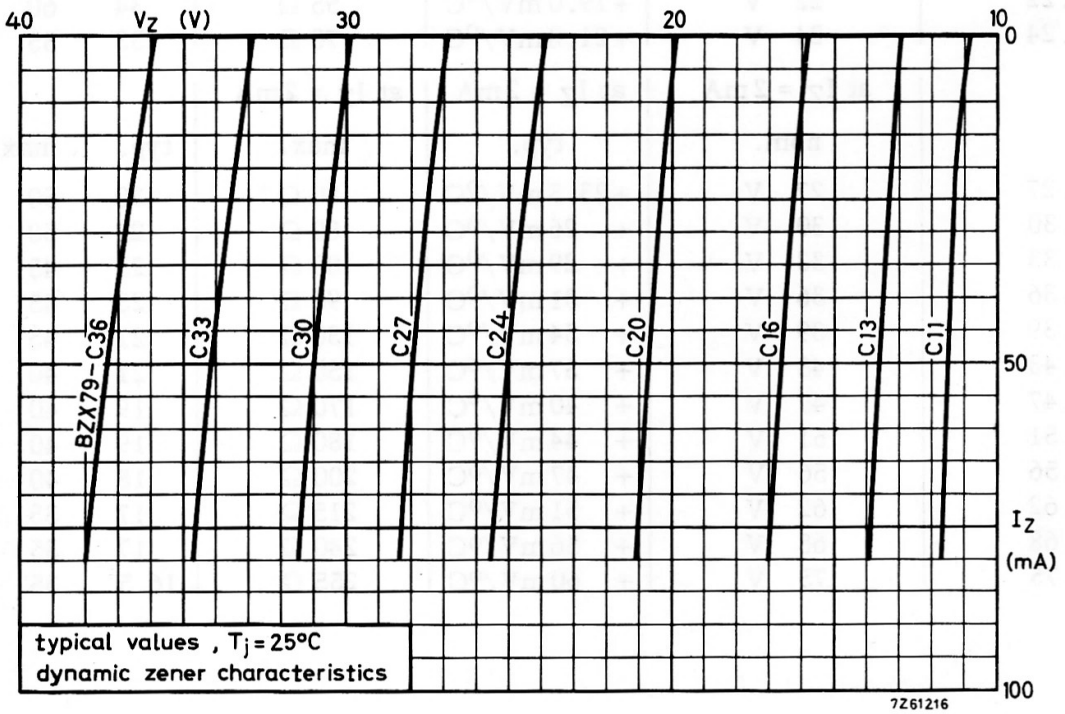
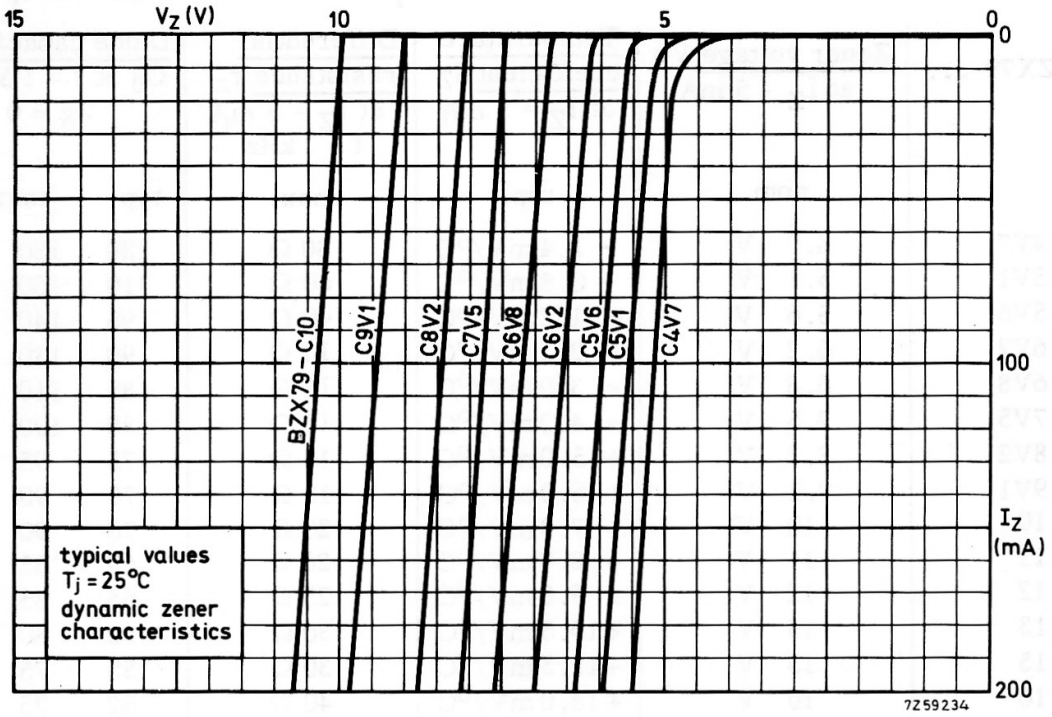
BZX79-.4V7	$V_R = 2\text{ V}$	I_R	<	3000	nA
.5V1	$V_R = 2\text{ V}$	I_R	<	2000	nA
.5V6	$V_R = 2\text{ V}$	I_R	<	1000	nA
.6V2	$V_R = 4\text{ V}$	I_R	<	3000	nA
.6V8	$V_R = 4\text{ V}$	I_R	<	2000	nA
.7V5	$V_R = 5\text{ V}$	I_R	<	1000	nA
.8V2	$V_R = 5\text{ V}$	I_R	<	700	nA
.9V1	$V_R = 6\text{ V}$	I_R	<	500	nA
.10	$V_R = 7\text{ V}$	I_R	<	200	nA
.11 to .13	$V_R = 8\text{ V}$	I_R	<	100	nA
.15 to .75	$V_R = 0.7\text{ V}_{Znom}$	I_R	<	50	nA

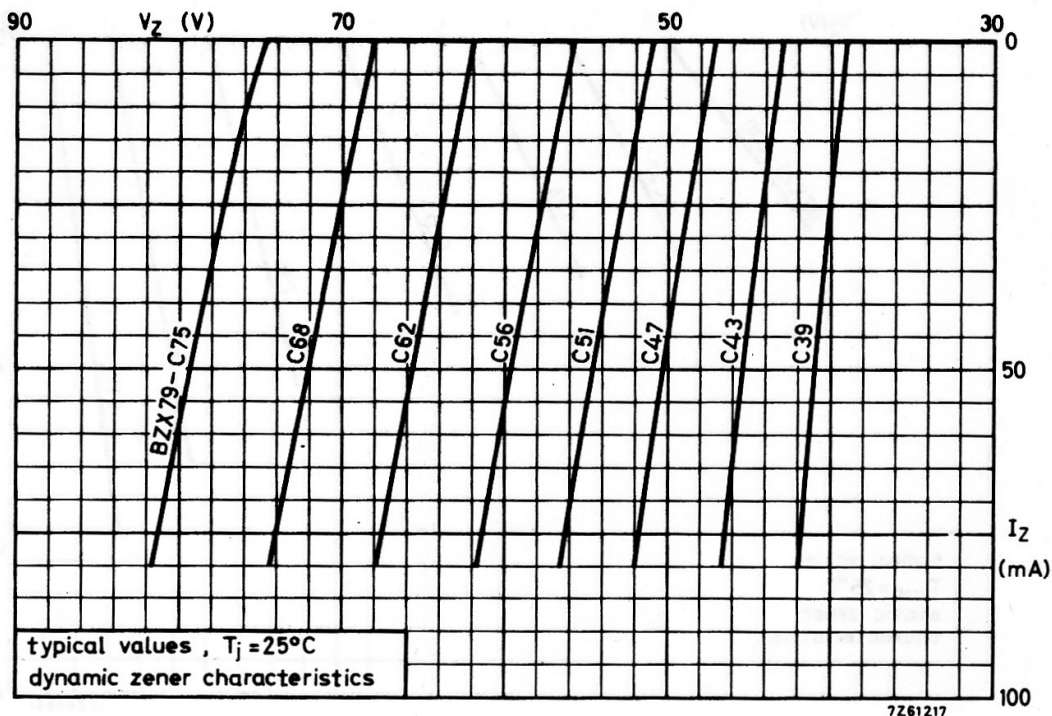
. = B for 2% tolerance
 . = C for 5% tolerance

CHARACTERISTICS (continued)

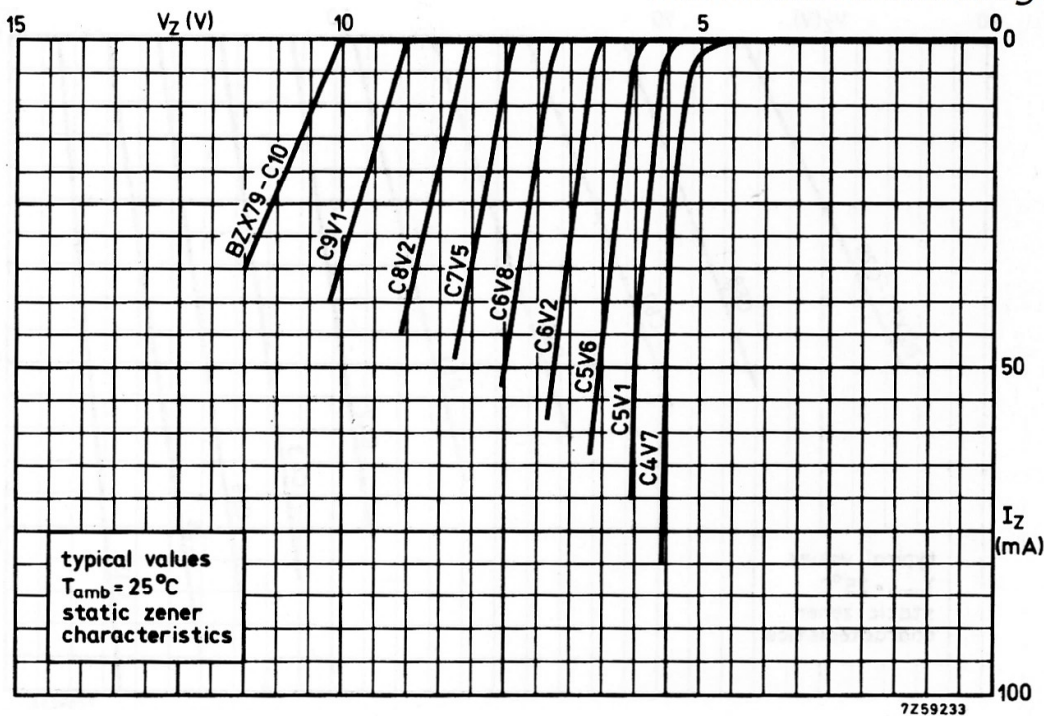
$T_j = 25^\circ\text{C}$ unless otherwise specified

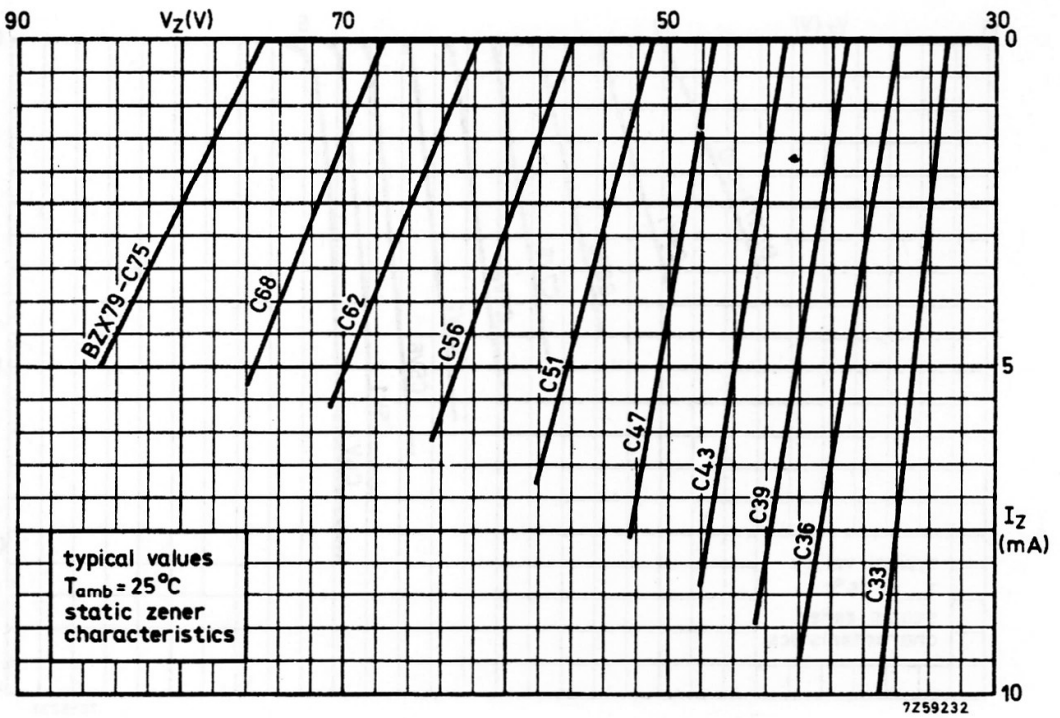
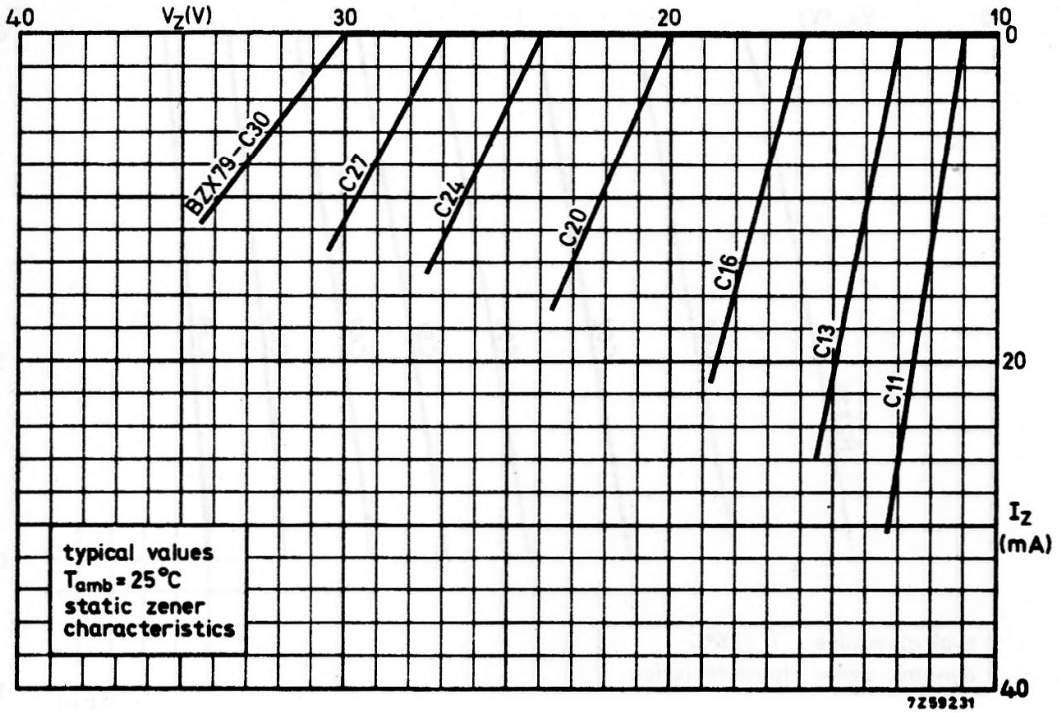
BZX79-...	Zener voltage V_Z at $I_Z = 5\text{ mA}$		Temperature coefficient S_Z at $I_Z = 5\text{ mA}$		Differential resistance r_Z at $I_Z = 5\text{ mA}$ $f = 1\text{ kHz}$		Diode capacitance C_d at $f = 1\text{ MHz}$; $V_R = 0$	
	nom.	typ.	max.	typ.	max.	typ.	max.	
.4V7	4.7 V	- 1.4 mV/°C	80 Ω	130	180	pF		
.5V1	5.1 V	- 0.8 mV/°C	60 Ω	110	160	pF		
.5V6	5.6 V	+ 1.2 mV/°C	40 Ω	95	140	pF		
.6V2	6.2 V	+ 2.3 mV/°C	10 Ω	90	130	pF		
.6V8	6.8 V	+ 3.0 mV/°C	15 Ω	85	110	pF		
.7V5	7.5 V	+ 4.0 mV/°C	15 Ω	80	100	pF		
.8V2	8.2 V	+ 5.0 mV/°C	15 Ω	75	95	pF		
.9V1	9.1 V	+ 6.0 mV/°C	15 Ω	70	90	pF		
.10	10 V	+ 7.0 mV/°C	20 Ω	70	90	pF		
.11	11 V	+ 8.0 mV/°C	20 Ω	65	85	pF		
.12	12 V	+ 9.0 mV/°C	25 Ω	65	85	pF		
.13	13 V	+10.5 mV/°C	30 Ω	60	80	pF		
.15	15 V	+12.5 mV/°C	30 Ω	55	75	pF		
.16	16 V	+13.0 mV/°C	40 Ω	52	75	pF		
.18	18 V	+15.0 mV/°C	45 Ω	47	70	pF		
.20	20 V	+17.0 mV/°C	55 Ω	36	60	pF		
.22	22 V	+19.0 mV/°C	55 Ω	34	60	pF		
.24	24 V	+21.0 mV/°C	70 Ω	33	55	pF		
	at $I_Z = 2\text{ mA}$	at $I_Z = 2\text{ mA}$	at $I_Z = 2\text{ mA}$					
	nom.	typ.	max.	typ.	max.			
.27	27 V	+23.5 mV/°C	80 Ω	30	50	pF		
.30	30 V	+ 26 mV/°C	80 Ω	27	50	pF		
.33	33 V	+ 29 mV/°C	80 Ω	25	45	pF		
.36	36 V	+ 31 mV/°C	90 Ω	23	45	pF		
.39	39 V	+ 34 mV/°C	130 Ω	21	45	pF		
.43	43 V	+ 37 mV/°C	150 Ω	21	40	pF		
.47	47 V	+ 40 mV/°C	170 Ω	19	40	pF		
.51	51 V	+ 44 mV/°C	180 Ω	19	40	pF		
.56	56 V	+ 47 mV/°C	200 Ω	18	40	pF		
.62	62 V	+ 51 mV/°C	215 Ω	17	35	pF		
.68	68 V	+ 56 mV/°C	240 Ω	17	35	pF		
.75	75 V	+ 60 mV/°C	255 Ω	16.5	35	pF		



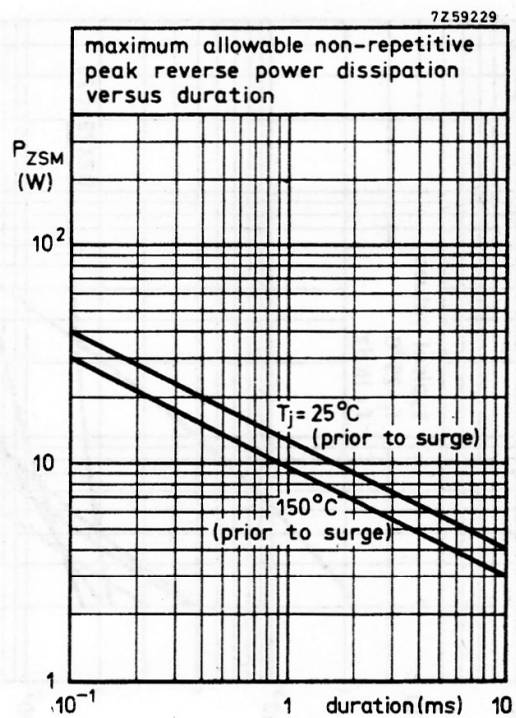
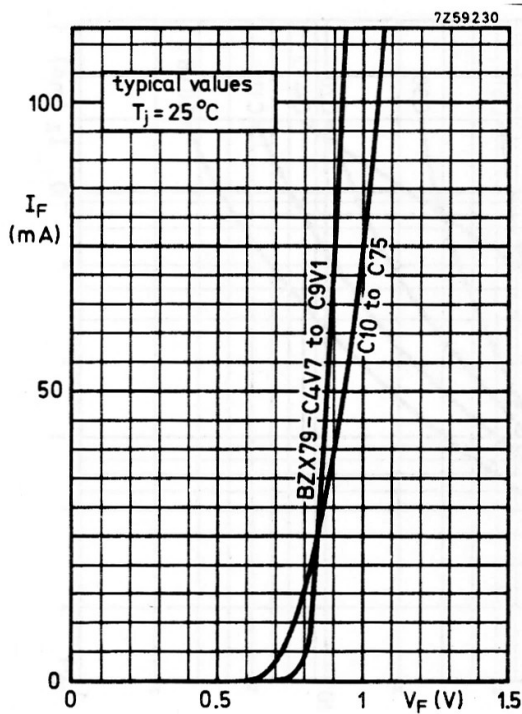
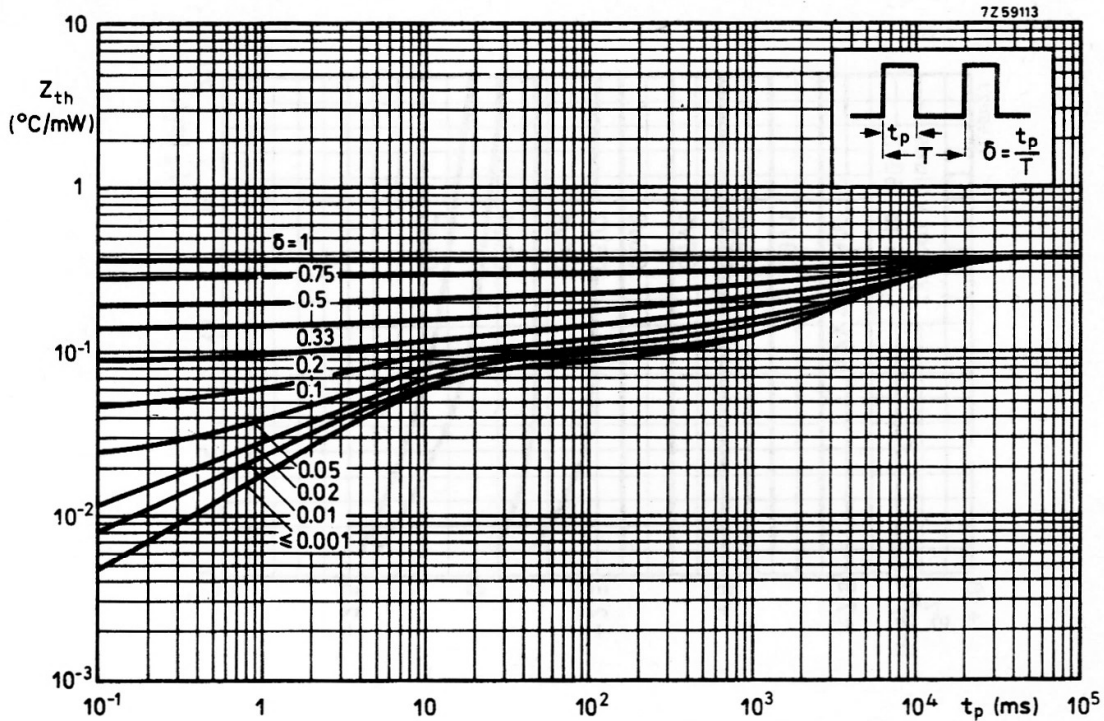


www.datasheetcatalog.com





www.datasheetcatalog.com



www.datasheetcatalog.com

